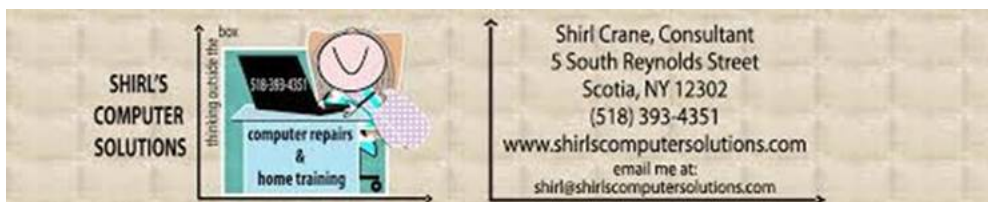


## *April 2015 Newsletter*



I don't know what happened to Spring, but it should be here any day now. J The opening of Jumpin Jacks, our local attraction for burgers and ice cream, is always the sign that winter is over and they opened just this past week. Maybe that will make the magic happen for us to put all this snow and cold behind us.



This past month my daughter Theresa helped me to update my website. It's been sorely neglected since I'm always busy doing repairs and training. It has a new look and makes it easier to find the information you're looking for, so take a look and let me know what you think! It has a list of all the services that are available. Just click on any of the topics on the page, and it will open to give you more info. ALL of my Newsletters are now posted on the website. If you missed any, you can find them there. <http://shirlscomputersolutions.com>



Good news! Microsoft is going to replace Internet Explorer when Windows 10 comes out. For years I've been telling my clients not to use the "blue E" to go on the Internet. Microsoft has always had a problem with the stability and security of Internet Explorer, yet they have never changed the Web Browser since the late 1990's. Now they're saying that they're going to do away with this "dinosaur" browser and introduce "Spartan". It will be available for all Windows Operating Systems at Windows 10's release. For now, Firefox is my recommendation to use for Internet access.

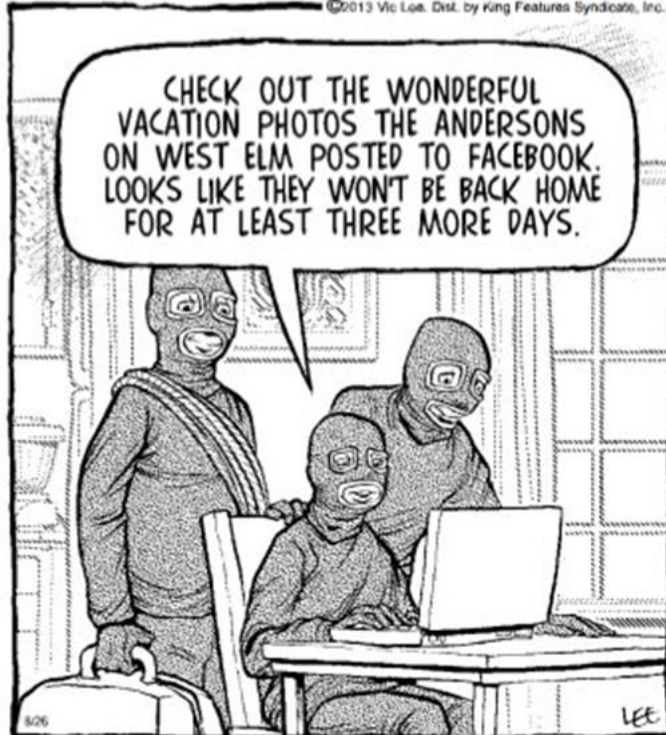


Vacation season will be here before we know it, and one of the things that really bothers me is when I go on Facebook and people announce to the world that they're going away. I know that they're excited about their trip, and who wouldn't be, but they're giving out information that could lead to serious problems. Have you ever posted photos while on vacation? It could give someone the opportunity to break in to your home. This cartoon sums it up. Just be careful!

PARDON MY PLANET

By Vic Lee

©2013 Vic Lee. Dist. by King Features Syndicate, Inc.



I'm very fortunate to be the fire photographer for the Scotia Fire Department. I have a scanner that alerts me to fire and medical calls, and lets me know what is going on in the village. Did you know that you can also get scanner apps for your iPad? The top two are free, and Emergency Radio is \$1

Scanner Radio

<https://itunes.apple.com/us/app/scanner-radio-deluxe/id498405045?ign-mpt=uo%3D8>

5-0 Radio Police Scanner is a free app for Apple smartphones

<https://itunes.apple.com/us/app/id356336433?ign-mpt=uo%3D8>

Emergency Radio

<https://itunes.apple.com/us/app/id312949947?ign-mpt=uo%3D8>



HP has a new utility for checking printer and scanner issues. Go to this webpage by clicking on the link below. Click on Download at the bottom of the page, and then install and run. It will help to resolve a lot of your printer problems!

[http://h20565.www2.hp.com/hpsc/swd/public/detail?swItemId=mp-145514-1&lang=en&cc=us&jumpid=em\\_alerts\\_us-us\\_Mar15\\_xbu\\_all\\_all\\_2318518\\_210772\\_printersandmultifunction\\_routine\\_006\\_1](http://h20565.www2.hp.com/hpsc/swd/public/detail?swItemId=mp-145514-1&lang=en&cc=us&jumpid=em_alerts_us-us_Mar15_xbu_all_all_2318518_210772_printersandmultifunction_routine_006_1)



Windows 7 Tips!

- Ever wonder what the specs are on your machine? There's an easy way to find out. Go to Start, All Programs and go to the Accessories folder. Go to System Tools, and open up System Information. Your system summary will be available there.
- Did you forget what your wireless key is to get on the Internet? Windows will store it on your machine once you've entered it ...you just need to know where to go and find it! In the Control Panel, go to Network and Sharing Center and open it up. On the left side of the Window, click on Manage Wireless Networks, find the name of your network and click on it. A window pops up and you'll see a security tab on top. Click on that, and under Network Security Key that has all dots in it, put a checkmark in "Show Characters". You'll be able to see the key

and it's a good thing to write it down in a safe place for future reference. Unfortunately, they took this feature out in Windows 8.

- I want to remind you that if you get a new computer it's important to burn a set of recovery discs and KEEP them in a safe place! If you don't have them, should you have a repair that requires reinstallation of the operating system, you're in for real headaches. Make sure you make this a priority to do as soon as you buy the computer....don't wait to do it!
- Does your taskbar get in the way? If you don't know what it is, it's the bar that runs across the bottom of your desktop screen. Do a right mouse click on an empty spot of the taskbar and from the menu select "properties" and then "auto-hide the taskbar". You'll be able to view the bar when you move your mouse back to the bottom of the desktop. It will hide again once you work in another area of the desktop.
- Did you know that if you want to hide your icons on your desktop you can do a right mouse click on the desktop and from the menu that pops up choose "view" and then uncheck "Show Desktop Icons"? By doing a right click on the taskbar again, you can open up the Window that has toolbars on the top. Click on Toolbars, and put a checkmark in "Desktop". On the Taskbar you'll now see "Desktop with two arrows pointing to the right. Click on it and you'll see a list of all your information that's on the desktop.



### Windows 8 Tips!

- I always say that the best way to learn computers is to watch video tutorials. Reading a book doesn't always help you to understand what the steps are. This video will give you a 10 minute lesson on how to use Windows 8 for beginners. Beginner or not, you might learn a few things about it.

<https://www.youtube.com/watch?v=8304EN1-dyY>

More advanced? Watch the second part of this series

<https://www.youtube.com/watch?v=MtRpeVIEhJI>



The news is that when Windows 10 comes out it will be a “free” upgrade for Windows 7 or Windows 8 users. If you really hate Windows 8 it could be just what you’ve been waiting for. I’ll let you know more about it as we get closer to the release date....possibly this October.

Try this little trick if you want to get some clipart from the Internet. Open up Firefox and type in a “Google” search for something like “butterfly”. Once it loads, look at the top of the page where it says “images” and click on it. You’ll see hundreds of images to choose from. Select one that you like and do a right mouse click on it. From the menu select “**Save Image As**”, give it a name and save it. I always suggest saving to the **desktop** so you can find it. Then you’ll have something that looks like this! Now you know how I get all the clipart in my Newsletters. J



Spring is a good time to start cleaning up your computer. Make sure you take canned air and clean all the openings of the

computer....the fan area, DVD drive USB ports, card reader slots etc. Make sure it's unplugged before you do this!! Dust is one of the biggest enemies of the computer. It's also a good time to replace worn surge protectors. The life of them for a computer is only a couple of years, and your computer that holds all your personal information could be wiped out if not protected from power surges. If you want a checkup of your computer, give me a call to make an appointment. If they're updated and cleaned of malware, they'll work a lot better and chances are you won't have problems with computer performance. Make sure that all your backups are up to date too!



### Apple Tips

- Want to make a storage folder for mail you want to save in Apple's Mail Program? On the toolbar on the top of the window, go to Mailbox, New Mailbox. By doing a right mouse click on the mailbox you created you can choose to rename it. Then just click and drag the messages you want to keep to the new mailbox!
- Secret volume level  
If you think that your Mac computers lowest volume level is still a little too high, then you're not alone. That's because it's not actually your computer's quietest setting.  
First, lower your computer's volume as far as it'll go. You should see a speaker with a slash through it. Now, press the mute button on your Mac keyboard.



See how none of the volume bars are filled, but the slash through the speaker is gone? That means that you've unlocked your computer's secret, quieter volume setting.



### iPad Tips!

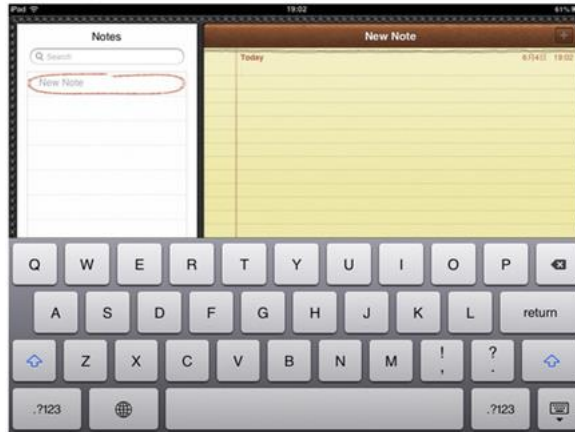
- Change your Default Email Signature

The default email signature on the iPad says, "Sent from my iPad". To remove the Apple marketing and become a real person, go into Settings and tap on Mail, Contacts, Calendars. Find Signature in the fourth section down. Type whatever you wish.

- On the iPad: Make typing more comfortable by switching your keyboard to thumb mode.



### Change Your Keyboard From This:



### To this:



Simply swipe two fingers across the keyboard. This displays a different keyboard, which allows you to type with your thumbs the same way you type on your iPhone.



Computer Term of the Month!

### Snapshot

While the term "snapshot" is often used in photography, it is also a computing term that refers to a copy made of a disk drive at a specific moment in time. Snapshots are useful for backing up data at different intervals, which allows

information to be recovered from different periods of time. To understand this better, it's what system restore does when you restore to an earlier date to correct a problem.

Happy Passover & Easter!

Warm Regards,

Shirl

[www.shirlscomputersolutions.com](http://www.shirlscomputersolutions.com)

**Specializing in computer repair & training, upgrades, removal of viruses, and instruction in Digital Photography and Photoshop. Other services include scanning of photos, negatives, transparencies and copy of VHS and Cassette tapes to DVD!**



This email has been checked for viruses by Avast antivirus software.

[www.avast.com](http://www.avast.com)